



# Winton Motor Raceway

## Round 2 : March 12 - 14



FINANCIAL SERVICES  
YAMAHA R3 CUP

Practice 1




Date: 12/03/21  
Event: P04  
Weather: Sunny - Temp: 24.9C  
Track: Dry - Temp: 31.4C


Started at: 10:16:39  
Laps: 20 Min  
Starters: 27  
Printed at: 11:01


### CLASSIFICATION

Pos	No	Name	Machine	Fastest Lap	On Lap	Behind Leader	Behind Prev
1	50	Carter THOMPSON (NSW) / MotoStars / RS+C / Doctor Mak / Yamaha / YRD / Motul / Pirelli	Yamaha YZF-R3	1:31.458	7 of 11		
2	59	Tom DRANE (NSW) / Construction Supply Specialists / IC Cons / MD Steel	Yamaha YZF-R3	1:32.111	6 of 11	.653	.653
3	72	Benjamin BAKER (NSW) / YRD / YMI / Shoei / Alpinestar / West Sliders / SCK / Utech Design	Yamaha YZF-R3	1:32.130	5 of 9	.672	.019
4	121	Reece OUGHTRED (VIC) / Dynoverks / Flux Fitness / Moto Go / TT Motorcycles / JAG / Sign Pro	Yamaha YZF-R3	1:32.638	8 of 9	1.180	.508
5	11	Brandon DEMMERY (NSW) / Mini Rev Heads / YRD / 2 Thugs Customs / RWW / Kenma	Yamaha YZF-R3	1:32.926	5 of 12	1.468	.288
6	3	Cameron DUNKER (NSW) / MotoStars / RS+C / Doctor Mak / Yamaha / YRD / Motul / Pirelli	Yamaha YZF-R3	1:32.941	7 of 11	1.483	.015
7	99	Jacob HATCH (NSW) / Jekyl & Hyde / PTT Lubricants / Addicted to Track / C&C Civil / Vandemon	Yamaha YZF-R3	1:33.133	5 of 12	1.675	.192
8	7	Zane KINNA (VIC) / MotoGC Yamaha / Dynoverks	Yamaha YZF-R3	1:34.384	4 of 12	2.926	1.251
9	25	Brodie GAWITH (VIC)	Yamaha YZF-R3	1:34.441	7 of 8	2.983	.057
10	78	Caleb GILMORE (MWT) / Metcher Motorsport / Siemec / Fusport / Yamaha / YRD / YamaLube	Yamaha YZF-R3	1:34.453	6 of 6	2.995	.012
11	58	Lucas QUINN (QLD)	Yamaha YZF-R3	1:34.493	5 of 8	3.035	.040
12	32	Jai RUSSO (NSW) / Russo Performance / YRD Yamaha / GTR MotoStars / Ricondi / AGV / TCX	Yamaha YZF-R3	1:34.516	7 of 7	3.058	.023
13	12	Henry SNELL (QLD)	Yamaha YZF-R3	1:34.574	5 of 10	3.116	.058
14	355	Laura BROWN (NSW) / Bikebiz / TheBareBird / S hark Helmets / IXON / Falco Motorcycle Boots	Yamaha YZF-R3	1:34.619	7 of 11	3.161	.045
15	49	Jake FARNSWORTH (NSW) / Full Noise Racing / Worth Race Developments / Freestyle Tattoo Studio	Yamaha YZF-R3	1:34.784	10 of 11	3.326	.165
16	39	Glenn NELSON (QLD) / Buddys Pest Control / Dynoverks / XXX Suspension	Yamaha YZF-R3	1:34.934	11 of 13	3.476	.150
17	95	Matthew RINDEL (VIC) / Gears Racing / Mick Hone M-cycles / Woodcraft / Top Hat Barber Shop / AMX	Yamaha YZF-R3	1:35.117	11 of 12	3.659	.183
18	63	Clay CLEGG (NSW) / Williamson Bros / Akubra / Mavin Truck Centre / Central West Electrical	Yamaha YZF-R3	1:35.143	5 of 10	3.685	.026
19	181	Liam WATERS (QLD) / Moto-shed	Yamaha YZF-R3	1:35.520	7 of 11	4.062	.377
20	91	Taiyo AKSU (QLD) / OP Racing / MMM Motorcycles	Yamaha YZF-R3	1:35.617	4 of 10	4.159	.097
21	35	Varis FLEMING (VIC)	Yamaha YZF-R3	1:36.361	8 of 8	4.903	.744
22	45	Jamie PORT (VIC) / Yamaha / AGV / Pirelli / Motul / Ricondi / Verafire	Yamaha YZF-R3	1:36.548	3 of 11	5.090	.187
23	20	Jonathan NAHLOUS (NSW) / Complete AV	Yamaha YZF-R3	1:36.591	5 of 11	5.133	.043
24	110	Zakary PETTENDY (NSW) / bikesales.com.au	Yamaha YZF-R3	1:37.320	5 of 11	5.862	.729
25	37	Patrick BOGNAR (QLD) / Dynoverks / OMC / Ricondi / Signpro	Yamaha YZF-R3	1:37.493	9 of 10	6.035	.173
26	77	Sam DAVIS (VIC)	Yamaha YZF-R3	1:40.670	9 of 11	9.212	3.177
27	34	Benjamin ANGELIDIS (ACT) / Full Noise Racing / Freestyle Tattoo Studio / Worth Race Developments	Yamaha YZF-R3	2:01.043	1 of 1	29.585	20.373

Current qualifying record for R3 class - 1:31.820 by Max STAUFFER (NSW) on a Yamaha YZF-R3 set on 08/09/18

  
Chief Timekeeper - Scott Laing

  
Race Director - Tom Williams

  
Clerk of Course - Paul Hinds



[www.computime.com.au](http://www.computime.com.au)  
COMPUTIME RACE TIMING SYSTEMS PTY LTD





# Winton Motor Raceway

## Round 2 : March 12 - 14



Date: 12/03/21  
 Event: P04  
 Weather: Sunny - Temp: 24.9C  
 Track: Dry - Temp: 31.4C

### Practice 1

Started at: 10:16:39  
 Laps: 20 Min  
 Starters: 27  
 Printed at: 11:01

### LAP TIMES

No	Name	Lap 1	Lap 2	Lap 3	Lap 4	Lap 5	Lap 6	Lap 7	Lap 8	Lap 9	Lap 10	Lap 11	Lap 12
11	Brandon DEMMERY (NSW)	1:49.440	1:37.583	1:34.321	1:33.397	<b>1:32.926</b>	1:34.143	2:50.587	1:47.817	1:34.890	1:34.211	1:39.401	1:36.784
7	Zane KINNA (VIC)	1:48.687	1:37.721	1:34.794	<b>1:34.384</b>	1:35.326	1:36.730	1:35.170	1:34.836	1:36.744	1:37.765	1:35.365	1:36.106
45	Jamie PORT (VIC)	1:48.176	1:38.054	<b>1:36.548</b>	2:02.964	1:37.634	1:37.423	3:08.658	1:43.508	1:38.668	1:38.674	1:39.729	
12	Henry SNELL (QLD)	1:46.868	1:36.196	1:35.897	1:35.624	<b>1:34.574</b>	1:35.253	1:34.990	1:36.654	1:37.229	1:39.057		
25	Brodie GAWITH (VIC)	1:46.442	1:37.463	1:34.477	1:35.208	1:35.222	1:35.372	<b>1:34.441</b>	11:44.116				
58	Lucas QUINN (QLD)	1:43.875	1:35.214	1:34.604	1:34.901	<b>1:34.493</b>	2:41.432	1:51.370	1:34.868				
99	Jacob HATCH (NSW)	1:40.072	2:07.231	1:47.805	1:39.264	<b>1:33.133</b>	1:33.585	1:33.687	1:34.370	1:35.878	1:36.633	1:33.503	1:33.742
39	Glenn NELSON (QLD)	1:41.358	1:36.866	1:35.461	1:35.661	1:35.486	1:35.625	1:35.409	1:35.766	1:36.334	1:46.543	<b>1:34.934</b>	1:35.983
	12	5:06.317											
110	Zakary PETTENDY (NSW)	1:46.114	1:39.874	1:38.941	1:38.723	<b>1:37.320</b>	1:43.297	1:37.436	2:49.852	1:48.957	1:46.161	1:39.711	
77	Sam DAVIS (VIC)	1:56.861	1:46.873	1:44.505	1:42.533	1:41.900	1:42.670	1:41.350	1:42.345	<b>1:40.670</b>	2:41.547	1:51.293	
95	Matthew RINDEL (VIC)	1:45.562	1:36.730	1:37.561	1:35.716	1:35.497	1:35.605	1:35.295	1:36.975	2:07.661	1:39.919	<b>1:35.117</b>	1:35.205
37	Patrick BOGNAR (QLD)	1:47.593	1:39.579	1:38.799	4:09.800	1:43.413	1:38.281	1:38.773	1:38.278	<b>1:37.493</b>	1:39.675		
78	Caleb GILMORE (MWT)	1:43.849	1:38.908	2:03.081	1:43.032	1:34.935	<b>1:34.453</b>						
91	Taiyo AKSU (QLD)	1:44.548	1:38.648	1:38.784	<b>1:35.617</b>	1:35.798	1:36.536	2:49.464	3:24.452	1:41.581	1:36.102		
181	Liam WATERS (QLD)	1:49.790	1:37.686	1:37.101	1:36.339	1:36.483	1:36.212	<b>1:35.520</b>	1:36.697	1:36.309	1:35.758	1:36.452	
121	Reece OUGHTRED (VIC)	1:38.992	1:34.609	1:33.362	1:33.737	3:14.610	1:36.024	1:33.458	<b>1:32.638</b>	1:40.465			
3	Cameron DUNKER (NSW)	1:40.995	1:34.804	1:34.813	1:34.493	1:33.843	1:34.064	<b>1:32.941</b>	1:34.176	3:12.506	1:42.969	1:34.333	
50	Carter THOMPSON (NSW)	1:39.374	1:33.804	1:33.594	1:32.552	1:33.304	1:31.936	<b>1:31.458</b>	2:52.738	1:35.401	1:33.023	1:32.580	
63	Clay CLEGG (NSW)	1:42.870	1:36.724	1:36.153	1:35.680	<b>1:35.143</b>	3:07.979	1:42.228	1:35.628	2:31.978	1:40.183		
355	Laura BROWN (NSW)	1:44.256	1:35.866	1:36.142	1:46.403	1:34.792	1:34.799	<b>1:34.619</b>	1:37.503	2:38.276	1:52.919	1:36.544	
32	Jai RUSSO (NSW)	1:50.140	1:36.226	1:44.858	1:39.865	1:35.637	1:34.801	<b>1:34.516</b>					
49	Jake FARNSWORTH (NSW)	1:46.562	1:37.820	1:36.323	1:35.275	1:35.239	1:35.311	1:35.306	1:35.802	1:38.560	<b>1:34.784</b>	1:41.098	
20	Jonathan NAHLOUS (NSW)	1:48.216	1:40.860	1:37.751	1:37.987	<b>1:36.591</b>	1:36.881	1:37.340	1:37.035	1:37.296	1:37.068	1:36.940	
59	Tom DRANE (NSW)	1:49.495	1:35.794	1:32.853	1:35.750	1:36.943	<b>1:32.111</b>	1:33.111	1:35.664	1:34.862	1:33.301	1:34.722	
34	Benjamin ANGELIDIS (ACT)	<b>2:01.043</b>											
72	Benjamin BAKER (NSW)	1:50.742	1:33.773	1:33.974	1:36.875	<b>1:32.130</b>	2:58.187	1:44.199	1:32.913	1:36.305			
35	Varis FLEMING (VIC)	3:23.845	1:43.897	1:38.085	1:37.262	1:38.845	1:39.293	1:36.509	<b>1:36.361</b>				

*Scott Lang*  
 Chief Timekeeper - Scott Lang

*Tom Williams*  
 Race Director - Tom Williams

*Paul Hinds*  
 Clerk of Course - Paul Hinds





# Winton Motor Raceway

## Round 2 : March 12 - 14



Date: 12/03/21  
 Event: P04  
 Weather: Sunny - Temp: 24.9C  
 Track: Dry - Temp: 31.4C

### Practice 1

Started at: 10:16:39  
 Laps: 20 Min  
 Starters: 27  
 Printed at: 11:01

### SPLIT TIMES

Lap	Split 1	Split 2	Split 3	Split 4	Lap Time	Lap	Split 1	Split 2	Split 3	Split 4	Lap Time
<b>11 Brandon DEMMERY (NSW) (5th)</b>						10	13.966	16.695	34.813	33.200	1:38.674
1	22.742	17.996	34.848	33.854	1:49.440 P	11	14.007	16.732	35.427	33.563	1:39.729
2	14.511	16.211	34.045	32.816	1:37.583	<b>12 Henry SNELL (QLD) (13th)</b>					
3	13.337	15.591	33.005	32.388	1:34.321	1	20.620	17.674	35.190	33.384	1:46.868 P
4	13.434	<u>15.550</u>	32.377	32.036	1:33.397	2	13.785	16.129	33.763	32.519	1:36.196
5	<u>13.249</u>	15.592	<u>32.297</u>	<u>31.788</u>	<u>1:32.926</u>	3	13.724	15.953	33.916	32.304	1:35.897
6	13.565	15.848	32.653	32.077	1:34.143	4	13.835	15.762	33.720	32.307	1:35.624
7	13.273	<u>15.550</u>	33.609	1:48.155	2:50.587	5	13.465	<u>15.657</u>	<u>33.454</u>	<u>31.998</u>	<u>1:34.574</u>
8	21.441	17.656	34.698	34.022	1:47.817 P	6	13.602	15.832	33.655	32.164	1:35.253
9	13.606	15.719	32.847	32.718	1:34.890	7	13.527	15.696	33.609	32.158	1:34.990
10	13.347	15.762	32.820	32.282	1:34.211	8	<u>13.444</u>	15.886	33.713	33.611	1:36.654
11	13.414	16.154	35.606	34.227	1:39.401	9	13.467	15.839	34.449	33.474	1:37.229
12	14.443	16.655	33.124	32.562	1:36.784	10	13.523	16.379	35.721	33.434	1:39.057
<b>7 Zane KINNA (VIC) (8th)</b>						<b>25 Brodie GAWITH (VIC) (9th)</b>					
1	22.270	17.982	34.892	33.543	1:48.687 P	1	19.901	17.868	35.461	33.212	1:46.442 P
2	13.911	16.350	34.366	33.094	1:37.721	2	14.441	16.357	33.941	32.724	1:37.463
3	13.641	15.842	32.965	<u>32.346</u>	1:34.794	3	<u>13.461</u>	15.773	33.229	<u>32.014</u>	1:34.477
4	13.417	<u>15.628</u>	32.899	32.440	<u>1:34.384</u>	4	13.685	15.763	33.638	32.122	1:35.208
5	13.563	15.744	33.314	32.705	1:35.326	5	13.719	15.772	33.425	32.306	1:35.222
6	13.722	15.900	33.529	33.579	1:36.730	6	13.475	15.910	33.271	32.716	1:35.372
7	13.453	16.105	33.153	32.459	1:35.170	7	13.523	<u>15.749</u>	<u>32.966</u>	32.203	<u>1:34.441</u>
8	<u>13.415</u>	15.774	<u>32.852</u>	32.795	1:34.836	8	13.512	15.827	33.098	10:41.679	11:44.116
9	13.579	15.978	34.151	33.036	1:36.744	<b>58 Lucas QUINN (QLD) (11th)</b>					
10	13.816	16.230	33.835	33.884	1:37.765	1	19.163	17.634	34.636	32.442	1:43.875 P
11	13.658	15.865	33.129	32.713	1:35.365	2	13.695	15.957	33.252	32.310	1:35.214
12	13.716	16.013	33.551	32.826	1:36.106	3	13.655	<u>15.759</u>	<u>32.904</u>	32.286	1:34.604
<b>45 Jamie PORT (VIC) (22th)</b>						4	13.615	15.796	33.377	32.113	1:34.901
1	21.472	17.893	35.463	33.348	1:48.176 P	5	13.488	15.908	33.116	<u>31.981</u>	<u>1:34.493</u>
2	14.355	16.477	33.918	33.304	1:38.054	6	13.552	16.035	39.677	1:32.168	2:41.432
3	<u>13.696</u>	<u>16.292</u>	<u>33.863</u>	<u>32.697</u>	<u>1:36.548</u>	7	21.829	19.660	37.525	32.356	1:51.370 P
4	13.758	16.394	34.085	58.727	2:02.964	8	<u>13.464</u>	15.988	33.290	32.126	1:34.868
5	13.847	16.607	34.367	32.813	1:37.634	<b>99 Jacob HATCH (NSW) (7th)</b>					
6	13.771	16.476	34.241	32.935	1:37.423	1	18.072	16.376	33.093	32.531	1:40.072 P
7	13.844	16.656	35.167	2:02.991	3:08.658	2	13.534	16.028	33.657	1:04.012	2:07.231
8	17.933	16.955	35.143	33.477	1:43.508 P						
9	14.014	16.805	34.623	33.226	1:38.668						

*Scott Laing*  
 Chief Timekeeper - Scott Laing

*Tom Williams*  
 Race Director - Tom Williams

*Paul Hinds*  
 Clerk of Course - Paul Hinds





# Winton Motor Raceway

## Round 2 : March 12 - 14



Date: 12/03/21  
 Event: P04  
 Weather: Sunny - Temp: 24.9C  
 Track: Dry - Temp: 31.4C

### Practice 1

Started at: 10:16:39  
 Laps: 20 Min  
 Starters: 27  
 Printed at: 11:01

### SPLIT TIMES

Lap	Split 1	Split 2	Split 3	Split 4	Lap Time	Lap	Split 1	Split 2	Split 3	Split 4	Lap Time
3	17.748	17.503	37.098	35.456	1:47.805 P	<b>77 Sam DAVIS (VIC) (26th)</b>					
4	14.815	17.067	35.117	32.265	1:39.264	1	22.937	19.177	37.877	36.870	1:56.861 P
5	13.306	<b>15.469</b>	32.349	32.009	<b>1:33.133</b>	2	15.622	17.948	37.313	35.990	1:46.873
6	13.456	15.536	32.586	32.007	1:33.585	3	15.152	17.175	36.911	35.267	1:44.505
7	13.436	15.625	32.607	32.019	1:33.687	4	14.878	16.991	35.927	34.737	1:42.533
8	13.377	15.727	32.855	32.411	1:34.370	5	14.748	16.913	35.865	34.374	1:41.900
9	13.383	15.478	32.330	34.687	1:35.878	6	14.683	16.798	36.082	35.107	1:42.670
10	13.247	15.888	34.622	32.876	1:36.633	7	14.585	16.729	35.726	<b>34.310</b>	1:41.350
11	13.395	15.585	32.583	<b>31.940</b>	1:33.503	8	14.417	18.302	<b>35.222</b>	34.404	1:42.345
12	<b>13.216</b>	15.514	<b>32.207</b>	32.805	1:33.742	9	<b>14.191</b>	<b>16.662</b>	35.251	34.566	<b>1:40.670</b>
						10	14.280	16.691	36.126	1:34.450	2:41.547
						11	22.085	17.852	36.645	34.711	1:51.293 P
<b>39 Glenn NELSON (QLD) (16th)</b>						<b>95 Matthew RINDEL (VIC) (17th)</b>					
1	17.837	16.728	33.847	32.946	1:41.358 P	1	20.492	17.272	34.974	32.824	1:45.562 P
2	13.958	16.583	33.755	32.570	1:36.866	2	13.755	16.263	34.080	32.632	1:36.730
3	13.566	15.956	33.534	32.405	1:35.461	3	13.592	16.530	34.691	32.748	1:37.561
4	<b>13.453</b>	16.042	33.478	32.688	1:35.661	4	13.565	16.148	33.560	32.443	1:35.716
5	13.714	15.956	33.384	32.432	1:35.486	5	<b>13.378</b>	16.271	33.484	32.364	1:35.497
6	13.512	16.050	33.616	32.447	1:35.625	6	13.511	16.214	33.511	32.369	1:35.605
7	13.704	<b>15.802</b>	33.330	32.573	1:35.409	7	13.572	16.026	<b>33.418</b>	32.279	1:35.295
8	13.558	16.043	33.367	32.798	1:35.766	8	13.542	16.100	34.010	33.323	1:36.975
9	13.694	16.059	33.723	32.858	1:36.334	9	13.566	16.065	33.785	1:04.245	2:07.661
10	13.664	16.461	38.217	38.201	1:46.543	10	16.867	16.348	34.345	32.359	1:39.919 P
11	13.546	15.903	<b>33.169</b>	<b>32.316</b>	<b>1:34.934</b>	11	13.381	16.009	33.577	<b>32.150</b>	<b>1:35.117</b>
12	13.568	16.255	33.632	32.528	1:35.983	12	13.533	<b>15.868</b>	33.645	32.159	1:35.205
13					5:06.317						
<b>110 Zakary PETTENDY (NSW) (24th)</b>						<b>37 Patrick BOGNAR (QLD) (25th)</b>					
1	18.514	17.634	35.892	34.074	1:46.114 P	1	19.695	17.605	36.200	34.093	1:47.593 P
2	14.180	16.913	35.288	33.493	1:39.874	2	13.974	16.876	35.073	33.656	1:39.579
3	13.856	16.714	35.113	33.258	1:38.941	3	13.706	16.789	34.623	33.681	1:38.799
4	13.982	16.572	34.800	33.369	1:38.723	4	13.822	16.422	34.637	3:04.919	4:09.800
5	<b>13.594</b>	16.384	34.539	<b>32.803</b>	<b>1:37.320</b>	5	18.705	16.679	34.774	<b>33.255</b>	1:43.413 P
6	14.685	18.475	35.324	34.813	1:43.297	6	13.613	16.675	34.598	33.395	1:38.281
7	13.626	16.475	34.396	32.939	1:37.436	7	13.662	16.588	35.073	33.450	1:38.773
8	13.615	16.282	36.984	1:42.971	2:49.852	8	13.891	16.471	34.482	33.434	1:38.278
9	21.912	17.334	36.101	33.610	1:48.957 P	9	<b>13.440</b>	<b>16.411</b>	<b>34.284</b>	33.358	<b>1:37.493</b>
10	13.668	<b>16.103</b>	<b>34.094</b>	42.296	1:46.161	10	13.587	16.481	34.795	34.812	1:39.675
11	14.611	17.016	35.108	32.976	1:39.711						

*Scott Laing*  
 Chief Timekeeper - Scott Laing

*Tom Williams*  
 Race Director - Tom Williams

*Paul Hinds*  
 Clerk of Course - Paul Hinds





# Winton Motor Raceway

## Round 2 : March 12 - 14



Date: 12/03/21  
 Event: P04  
 Weather: Sunny - Temp: 24.9C  
 Track: Dry - Temp: 31.4C

### Practice 1

Started at: 10:16:39  
 Laps: 20 Min  
 Starters: 27  
 Printed at: 11:01

### SPLIT TIMES

Lap	Split 1	Split 2	Split 3	Split 4	Lap Time	Lap	Split 1	Split 2	Split 3	Split 4	Lap Time
<b>78 Caleb GILMORE (MWT) (10th)</b>						5	14.188	16.744	34.320	2:09.358	3:14.610
1	18.677	17.242	35.052	32.878	1:43.849 P	6	16.101	15.628	32.424	31.871	1:36.024 P
2	13.684	16.217	33.586	35.421	1:38.908	7	13.173	15.689	<b>32.352</b>	32.244	1:33.458
3	14.235	16.369	33.000	59.477	2:03.081	8	<b>13.075</b>	<b>15.525</b>	32.416	<b>31.622</b>	<b>1:32.638</b>
4	21.007	16.195	33.340	32.490	1:43.032 P	9	13.923	17.046	36.301	33.195	1:40.465
5	<b>13.293</b>	16.047	33.293	32.302	1:34.935	<b>3 Cameron DUNKER (NSW) (6th)</b>					
6	13.488	<b>15.741</b>	<b>32.990</b>	<b>32.234</b>	<b>1:34.453</b>	1	17.854	16.562	34.123	32.456	1:40.995 P
<b>91 Taiyo AKSU (QLD) (20th)</b>						2	13.642	15.830	33.227	32.105	1:34.804
1	18.799	16.941	35.487	33.321	1:44.548 P	3	13.437	15.832	33.221	32.323	1:34.813
2	13.870	16.115	35.026	33.637	1:38.648	4	13.517	15.742	33.322	31.912	1:34.493
3	14.029	16.513	34.665	33.577	1:38.784	5	13.204	15.637	33.059	31.943	1:33.843
4	13.600	16.003	<b>33.584</b>	<b>32.430</b>	<b>1:35.617</b>	6	13.217	15.798	32.984	32.065	1:34.064
5	13.420	<b>15.859</b>	33.747	32.772	1:35.798	7	<b>13.103</b>	<b>15.509</b>	32.610	<b>31.719</b>	<b>1:32.941</b>
6	13.542	16.114	33.731	33.149	1:36.536	8	13.198	15.596	32.720	32.662	1:34.176
7	13.761	15.951	33.712	1:46.040	2:49.464	9	13.362	15.516	<b>32.580</b>	2:11.048	3:12.506
8	18.899	16.588	34.321	2:14.644	3:24.452 P	10	21.282	16.449	33.325	31.913	1:42.969 P
9	17.592	16.688	34.108	33.193	1:41.581 P	11	13.172	15.782	32.928	32.451	1:34.333
10	<b>13.398</b>	16.156	33.689	32.859	1:36.102	<b>50 Carter THOMPSON (NSW) (1st)</b>					
<b>181 Liam WATERS (QLD) (19th)</b>						1	17.116	16.677	33.290	32.291	1:39.374 P
1	24.068	17.005	35.004	33.713	1:49.790 P	2	13.724	15.906	32.401	31.773	1:33.804
2	13.915	16.380	34.122	33.269	1:37.686	3	13.386	15.939	32.550	31.719	1:33.594
3	13.875	16.344	33.966	32.916	1:37.101	4	13.255	15.504	32.238	31.555	1:32.552
4	<b>13.599</b>	16.161	33.814	32.765	1:36.339	5	<b>13.051</b>	16.361	32.420	31.472	1:33.304
5	13.817	16.088	33.945	32.633	1:36.483	6	13.149	15.441	31.937	31.409	1:31.936
6	13.911	<b>15.843</b>	33.497	32.961	1:36.212	7	13.136	<b>15.391</b>	<b>31.741</b>	<b>31.190</b>	<b>1:31.458</b>
7	13.638	15.876	<b>33.203</b>	32.803	<b>1:35.520</b>	8	13.457	15.961	32.796	1:50.524	2:52.738
8	13.667	16.228	33.884	32.918	1:36.697	9	16.330	15.679	32.178	31.214	1:35.401 P
9	13.789	16.084	33.454	32.982	1:36.309	10	13.056	15.535	32.683	31.749	1:33.023
10	13.612	16.011	33.539	<b>32.596</b>	1:35.758	11	13.210	15.566	32.212	31.592	1:32.580
11	13.799	16.109	33.681	32.863	1:36.452	<b>63 Clay CLEGG (NSW) (18th)</b>					
<b>121 Reece OUGHTRED (VIC) (4th)</b>						1	17.851	17.680	34.218	33.121	1:42.870 P
1	16.492	16.261	33.597	32.642	1:38.992 P	2	13.963	16.386	33.534	32.841	1:36.724
2	13.470	15.737	33.212	32.190	1:34.609	3	13.717	16.251	33.397	32.788	1:36.153
3	13.183	15.580	32.660	31.939	1:33.362	4	13.695	16.062	33.353	32.570	1:35.680
4	13.162	15.544	32.928	32.103	1:33.737	5	<b>13.447</b>	<b>15.908</b>	33.456	<b>32.332</b>	<b>1:35.143</b>

*Scott Laing*  
 Chief Timekeeper - Scott Laing

*Tom Williams*  
 Race Director - Tom Williams

*Paul Hinds*  
 Clerk of Course - Paul Hinds





# Winton Motor Raceway

## Round 2 : March 12 - 14



Date: 12/03/21  
 Event: P04  
 Weather: Sunny - Temp: 24.9C  
 Track: Dry - Temp: 31.4C

### Practice 1

Started at: 10:16:39  
 Laps: 20 Min  
 Starters: 27  
 Printed at: 11:01

### SPLIT TIMES

Lap	Split 1	Split 2	Split 3	Split 4	Lap Time	Lap	Split 1	Split 2	Split 3	Split 4	Lap Time
6	13.552	16.083	<b>33.083</b>	2:05.261	3:07.979	10	<b>13.404</b>	15.935	<b>32.890</b>	32.555	<b>1:34.784</b>
7	18.645	16.964	33.588	33.031	1:42.228 P	11	14.049	17.601	37.153	<b>32.295</b>	1:41.098
8	13.709	16.113	33.182	32.624	1:35.628	<b>20 Jonathan NAHLOUS (NSW) (23th)</b>					
9	13.592	16.241	33.212	1:28.933	2:31.978	1	19.852	17.732	36.183	34.449	1:48.216 P
10	17.325	16.148	34.275	32.435	1:40.183 P	2	14.379	17.564	35.011	33.906	1:40.860
<b>355 Laura BROWN (NSW) (14th)</b>						3	13.840	16.051	34.451	33.409	1:37.751
1	20.239	16.506	34.496	33.015	1:44.256 P	4	<b>13.558</b>	16.532	34.839	<b>33.058</b>	1:37.987
2	13.580	16.257	33.652	32.377	1:35.866	5	13.657	16.111	33.655	33.168	<b>1:36.591</b>
3	13.402	16.124	34.281	32.335	1:36.142	6	13.847	<b>16.027</b>	<b>33.565</b>	33.442	1:36.881
4	14.562	19.520	37.633	34.688	1:46.403	7	13.856	16.303	33.720	33.461	1:37.340
5	13.477	15.775	33.211	32.329	1:34.792	8	13.875	16.229	33.830	33.101	1:37.035
6	13.409	<b>15.760</b>	<b>33.167</b>	32.463	1:34.799	9	13.784	16.047	34.207	33.258	1:37.296
7	<b>13.374</b>	15.770	33.235	<b>32.240</b>	<b>1:34.619</b>	10	13.760	16.112	33.864	33.332	1:37.068
8	13.535	16.746	34.724	32.498	1:37.503	11	13.726	16.120	33.926	33.168	1:36.940
9	13.697	16.446	36.641	1:31.492	2:38.276	<b>59 Tom DRANE (NSW) (2nd)</b>					
10	24.328	17.285	37.970	33.336	1:52.919 P	1	24.620	17.645	34.462	32.768	1:49.495 P
11	13.611	16.268	33.984	32.681	1:36.544	2	13.221	15.760	34.239	32.574	1:35.794
<b>32 Jai RUSSO (NSW) (12th)</b>						3	13.149	15.573	32.553	<b>31.578</b>	1:32.853
1	25.168	17.363	34.336	33.273	1:50.140 P	4	13.297	16.380	34.229	31.844	1:35.750
2	13.726	16.120	33.573	32.807	1:36.226	5	13.248	15.895	34.782	33.018	1:36.943
3	13.657	17.178	38.867	35.156	1:44.858	6	13.040	<b>15.397</b>	<b>32.034</b>	31.640	<b>1:32.111</b>
4	14.232	17.328	34.199	34.106	1:39.865	7	13.045	15.461	32.941	31.664	1:33.111
5	13.697	16.026	33.368	32.546	1:35.637	8	13.140	16.779	33.751	31.994	1:35.664
6	13.529	15.746	33.145	<b>32.381</b>	1:34.801	9	13.192	15.555	34.365	31.750	1:34.862
7	<b>13.302</b>	<b>15.693</b>	<b>32.802</b>	32.719	<b>1:34.516</b>	10	<b>12.977</b>	15.565	32.923	31.836	1:33.301
<b>49 Jake FARNSWORTH (NSW) (15th)</b>						11	13.993	15.934	32.844	31.951	1:34.722
1	20.622	17.413	34.932	33.595	1:46.562 P	<b>34 Benjamin ANGELIDIS (ACT) (27th)</b>					
2	14.187	16.564	33.974	33.095	1:37.820	1	<b>24.474</b>	<b>19.704</b>	<b>39.024</b>	<b>37.841</b>	<b>2:01.043 P</b>
3	13.735	16.300	33.593	32.695	1:36.323	<b>72 Benjamin BAKER (NSW) (3rd)</b>					
4	13.550	<b>15.932</b>	33.394	32.399	1:35.275	1	29.238	15.747	33.536	32.221	1:50.742 P
5	13.561	16.069	33.221	32.388	1:35.239	2	13.110	16.039	33.021	31.603	1:33.773
6	13.550	16.190	33.189	32.382	1:35.311	3	13.074	15.339	33.746	31.815	1:33.974
7	13.478	15.975	33.192	32.661	1:35.306	4	13.070	15.982	34.680	33.143	1:36.875
8	13.567	16.050	33.243	32.942	1:35.802	5	13.127	<b>15.335</b>	<b>32.283</b>	<b>31.385</b>	<b>1:32.130</b>
9	14.340	16.492	34.960	32.768	1:38.560						

*Scott Laing*  
 Chief Timekeeper - Scott Laing

*Tom Williams*  
 Race Director - Tom Williams

*Paul Hinds*  
 Clerk of Course - Paul Hinds





# Winton Motor Raceway Round 2 : March 12 - 14



Date: 12/03/21  
Event: P04  
Weather: Sunny - Temp: 24.9C  
Track: Dry - Temp: 31.4C

## Practice 1

Started at: 10:16:39  
Laps: 20 Min  
Starters: 27  
Printed at: 11:01

### SPLIT TIMES

Lap	Split 1	Split 2	Split 3	Split 4	Lap Time	Lap	Split 1	Split 2	Split 3	Split 4	Lap Time
6	<b>13.010</b>	15.448	33.011	1:56.718	2:58.187	3	14.107	16.624	33.924	33.430	1:38.085
7	21.150	16.274	34.433	32.342	1:44.199 P	4	13.953	16.646	33.715	32.948	1:37.262
8	13.047	15.461	32.612	31.793	1:32.913	5	14.300	16.721	35.050	32.774	1:38.845
9	13.293	17.027	34.324	31.661	1:36.305	6	<b>13.725</b>	16.480	36.070	33.018	1:39.293
						7	13.846	16.373	<b>33.530</b>	32.760	1:36.509
<b>35 Varis FLEMING (VIC) (21th)</b>						8	13.791	<b>16.312</b>	33.573	<b>32.685</b>	<b>1:36.361</b>
1	21.886	17.220	35.365	2:09.374	3:23.845 P						
2	19.585	16.996	34.372	32.944	1:43.897 P						

*Scott Lang*  
Chief Timekeeper - Scott Lang

*Tom Williams*  
Race Director - Tom Williams

*Paul Hinds*  
Clerk of Course - Paul Hinds





# Winton Motor Raceway Round 2 : March 12 - 14



Date: 12/03/21  
Event: P04  
Weather: Sunny - Temp: 24.9C  
Track: Dry - Temp: 31.4C

## Practice 1

Started at: 10:16:39  
Laps: 20 Min  
Starters: 27  
Printed at: 11:01

### FASTEST LAPS SEQUENCE

Race Time	No	Name	Machine	Fastest Lap	On Lap
2:29.972	58	Lucas QUINN (QLD)	Yamaha YZF-R3	1:43.875	1
2:33.489	99	Jacob HATCH (NSW)	Yamaha YZF-R3	1:40.072	1
3:17.931	121	Reece OUGHTRED (VIC)	Yamaha YZF-R3	1:38.992	1
4:05.186	58	Lucas QUINN (QLD)	Yamaha YZF-R3	1:35.214	2
4:52.540	121	Reece OUGHTRED (VIC)	Yamaha YZF-R3	1:34.609	2
5:04.921	50	Carter THOMPSON (NSW)	Yamaha YZF-R3	1:33.804	2
6:25.902	121	Reece OUGHTRED (VIC)	Yamaha YZF-R3	1:33.362	3
7:39.585	59	Tom DRANE (NSW)	Yamaha YZF-R3	1:32.853	3
8:11.067	50	Carter THOMPSON (NSW)	Yamaha YZF-R3	1:32.552	4
11:16.307	50	Carter THOMPSON (NSW)	Yamaha YZF-R3	1:31.936	6
12:47.765	50	Carter THOMPSON (NSW)	Yamaha YZF-R3	1:31.458	7

Chief Timekeeper - Scott Lang

Race Director - Tom Williams

Clerk of Course - Paul Hinds



[www.computime.com.au](http://www.computime.com.au)  
COMPUTIME RACE TIMING SYSTEMS PTY LTD







# Winton Motor Raceway

## Round 2 : March 12 - 14



FINANCIAL SERVICES  
YAMAHA R3 CUP

### Practice 1



Date: 12/03/21  
Event: P04  
Weather: Sunny - Temp: 24.9C  
Track: Dry - Temp: 31.4C

Started at: 10:16:39  
Laps: 20 Min  
Starters: 27  
Printed at: 11:01

### BEST PARTIAL TIMES

Pos	Split 1		Split 2		Split 3		Split 4		LAP		Ideal	Fastest
	Name	Time	Name	Time	Name	Time	Name	Time	Name			
1	T. DRANE	12.977	B. BAKER	15.335	C. THOMPSON	31.741	C. THOMPSON	31.190	C. THOMPSON	1:31.373	1:31.458	
2	B. BAKER	13.010	C. THOMPSON	15.391	T. DRANE	32.034	B. BAKER	31.385	T. DRANE	1:31.986	1:32.111	
3	C. THOMPSON	13.051	T. DRANE	15.397	J. HATCH	32.207	T. DRANE	31.578	B. BAKER	1:32.013	1:32.130	
4	R. OUGHTRE	13.075	J. HATCH	15.469	B. BAKER	32.283	R. OUGHTRE	31.622	R. OUGHTRE	1:32.574	1:32.638	
5	C. DUNKER	13.103	C. DUNKER	15.509	B. DEMMERY	32.297	C. DUNKER	31.719	J. HATCH	1:32.832	1:33.133	
6	J. HATCH	13.216	R. OUGHTRE	15.525	R. OUGHTRE	32.352	B. DEMMERY	31.788	B. DEMMERY	1:32.884	1:32.926	
7	B. DEMMERY	13.249	B. DEMMERY	15.550	C. DUNKER	32.580	J. HATCH	31.940	C. DUNKER	1:32.911	1:32.941	
8	C. GILMORE	13.293	Z. KINNA	15.628	J. RUSSO	32.802	L. QUINN	31.981	L. QUINN	1:34.108	1:34.493	
9	J. RUSSO	13.302	H. SNELL	15.657	Z. KINNA	32.852	H. SNELL	31.998	J. RUSSO	1:34.178	1:34.516	
10	L. BROWN	13.374	J. RUSSO	15.693	J. FARNSWO	32.890	B. GAWITH	32.014	B. GAWITH	1:34.190	1:34.441	
11	M. RINDEL	13.378	C. GILMORE	15.741	L. QUINN	32.904	M. RINDEL	32.150	Z. KINNA	1:34.241	1:34.384	
12	T. AKSU	13.398	B. GAWITH	15.749	B. GAWITH	32.966	C. GILMORE	32.234	C. GILMORE	1:34.258	1:34.453	
13	J. FARNSWO	13.404	L. QUINN	15.759	C. GILMORE	32.990	L. BROWN	32.240	J. FARNSWO	1:34.521	1:34.784	
14	Z. KINNA	13.415	L. BROWN	15.760	C. CLEGG	33.083	J. FARNSWO	32.295	L. BROWN	1:34.541	1:34.619	
15	P. BOGNAR	13.440	G. NELSON	15.802	L. BROWN	33.167	G. NELSON	32.316	H. SNELL	1:34.553	1:34.574	
16	H. SNELL	13.444	L. WATERS	15.843	G. NELSON	33.169	C. CLEGG	32.332	G. NELSON	1:34.740	1:34.934	
17	C. CLEGG	13.447	T. AKSU	15.859	L. WATERS	33.203	Z. KINNA	32.346	C. CLEGG	1:34.770	1:35.143	
18	G. NELSON	13.453	M. RINDEL	15.868	M. RINDEL	33.418	J. RUSSO	32.381	M. RINDEL	1:34.814	1:35.117	
19	B. GAWITH	13.461	C. CLEGG	15.908	H. SNELL	33.454	T. AKSU	32.430	L. WATERS	1:35.241	1:35.520	
20	L. QUINN	13.464	J. FARNSWO	15.932	V. FLEMING	33.530	L. WATERS	32.596	T. AKSU	1:35.271	1:35.617	
21	J. NAHLOUS	13.558	J. NAHLOUS	16.027	J. NAHLOUS	33.565	V. FLEMING	32.685	J. NAHLOUS	1:36.208	1:36.591	
22	Z. PETTENDY	13.594	Z. PETTENDY	16.103	T. AKSU	33.584	J. PORT	32.697	V. FLEMING	1:36.252	1:36.361	
23	L. WATERS	13.599	J. PORT	16.292	J. PORT	33.863	Z. PETTENDY	32.803	J. PORT	1:36.548	1:36.548	
24	J. PORT	13.696	V. FLEMING	16.312	Z. PETTENDY	34.094	J. NAHLOUS	33.058	Z. PETTENDY	1:36.594	1:37.320	
25	V. FLEMING	13.725	P. BOGNAR	16.411	P. BOGNAR	34.284	P. BOGNAR	33.255	P. BOGNAR	1:37.390	1:37.493	
26	S. DAVIS	14.191	S. DAVIS	16.662	S. DAVIS	35.222	S. DAVIS	34.310	S. DAVIS	1:40.385	1:40.670	
27	B. ANGELIDIS	15.962	B. ANGELIDIS	18.799	B. ANGELIDIS	39.024	B. ANGELIDIS	37.841	B. ANGELIDIS	1:51.626	2:01.043	

*Scott Laing*  
Chief Timekeeper - Scott Laing

*Tom Williams*  
Race Director - Tom Williams

*Paul Hinds*  
Clerk of Course - Paul Hinds



www.computime.com.au  
COMPUTIME RACE TIMING SYSTEMS PTY LTD





# Winton Motor Raceway Round 2 : March 12 - 14



FINANCIAL SERVICES  
YAMAHA R3 CUP

Practice 1




Date: 12/03/21  
Event: P04  
Weather: Sunny - Temp: 24.9C  
Track: Dry - Temp: 31.4C


Started at: 10:16:39  
Laps: 20 Min  
Starters: 27  
Printed at: 11:01

## RACE INFORMATION


Time	Description
10:16:39	Event Start
10:27:24	Track temps : Finish - 32.3 / Int 1 - 32.0 / Int 2 - 31.3 / Int 3 - 29.6
10:30:34	Rider 25 (Brodie GAWITH) CRASHED TURN 10 - RIDER UP
10:36:43	Chequered Flag
10:43:36	Event Finish



Chief Timekeeper - Scott Lang



Race Director - Tom Williams



Clerk of Course - Paul Hinds



[www.computime.com.au](http://www.computime.com.au)  
COMPUTIME RACE TIMING SYSTEMS PTY LTD

